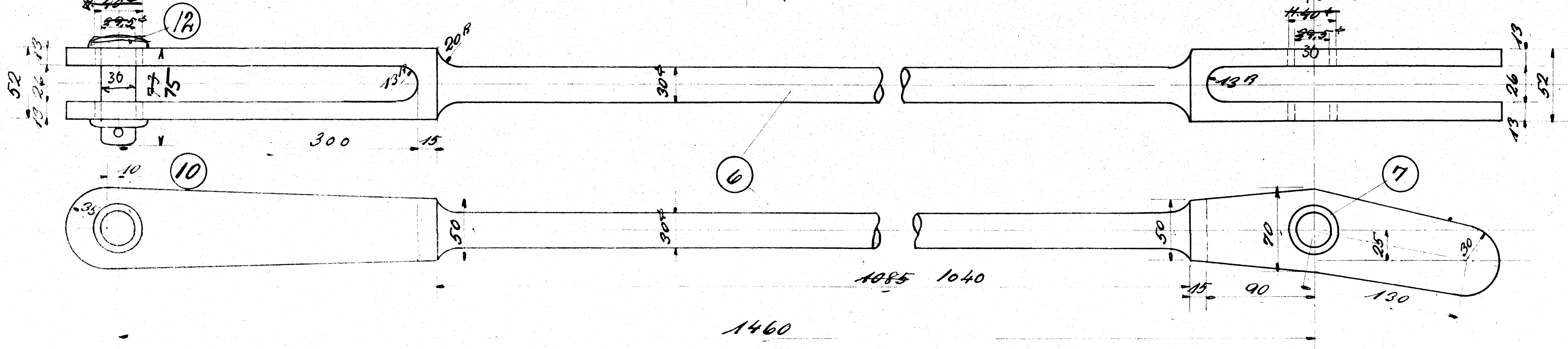
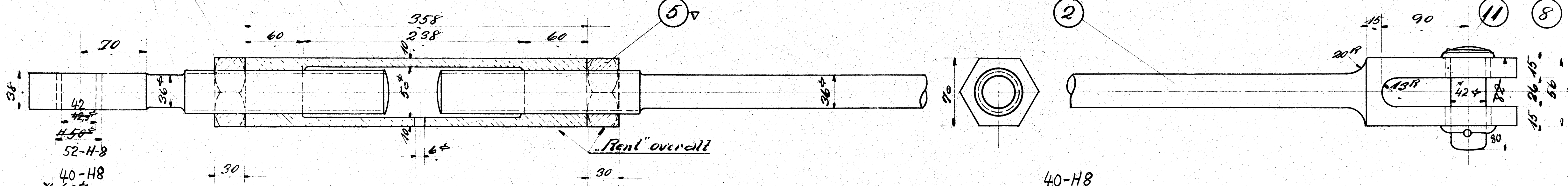



1	2	Trækstang	F105	75x75x1050
2	2	do.		75x75x750
3	2	do.		70x70x400
4	2	Samlingsmuffe		85x12x40
5	4	Kontramotrik 1 1/4"	2 1/2" højre " venstre	4x150
6	2	Trækstang	F105	70x70x1100
7	8	Bøsning Se tegn	LON 1.601-1 1/2" x 12 22-24-24-24	Mrt 12
8	4	do.	LON 1.601-1 1/2" x 15	12
9	2	do.	LON 1.601-1 1/2" x 38	12
10	8	do.	LON 1.601-1 1/2" x 12	12
11	2	Splitbolt	LON 1.501-1 1/2" x 120	Mrt 22
12	4	do.	LON 1.501-1 30° x 70	12
13	4	do.	LON 1.505-1 35° x 75	12

Trækstangerne bearbejdes „Rent“ i Gaf-
lerne, alle andre steder „Halvrent“



Bøsninger og Split-
bolte normaliseret
Qr indført A 2 1/2 ES

Tegn af Frichs
Nr. 91-22.170a
Jndr
Dato

Bremsetrækstænger
D. Tenderloko, litra Qr og Qr

Q 22.170
Indeks: a