

**J. STONE**

**& CO (DEPTFORD) LTD**

DEPTFORD · LONDON · ENGLAND



# STONE'S

## RAILWAY EQUIPMENT



**J. STONE & COMPANY (DEPTFORD) LIMITED**  
**DEPTFORD, LONDON, ENGLAND**

TELEPHONE : TIDEWAY 1202 (17 LINES)

TELEGRAMS : TOSTONES, NUCROS, LONDON

# STONE'S

J. Stone & Company (Deptford), Ltd., London.

INDEX No. X1004

## ELECTRICAL INSTALLATIONS



### STONE'S TURBO-GENERATOR LOCOMOTIVE LIGHTING SYSTEM

### I N D E X

LEAFLET TITLE	LEAFLET No.
Introduction ... ..	S.1001
Turbo-Generator Type T.G.I. ... ..	S.1060
Turbo-Generator Type T.G.I. ... ..	S.1061
Turbo-Generator Type T.G.I. ... ..	S.1062
Turbo-Generator Type T.G.I. ... ..	S.1063
Turbo-Generator Type T.G.I. ... ..	S.1064
Turbo-Generator Type T.G.I. ... ..	S.1065
Turbo-Generator Type T.G.I. ... ..	S.1066
Turbo-Generator Type T.G.I. ... ..	S.1067
Turbo-Generator Type T.G.I. ... ..	S.1068
Turbo-Generator Type T.G.I. ... ..	S.1069
Turbo-Generator Type T.G.I. ... ..	S.1070
Turbo-Generator Type T.G.I. ... ..	S.1071

NOTE : For further copies of this collection of Leaflets, please quote Index No. X1004

# STONE'S TRAIN & LOCOMOTIVE LIGHTING EQUIPMENT

## SPARE PARTS

To avoid unnecessary delays, spare part orders must quote the Specification Number of the type of apparatus in question together with the Customer's Ordering Reference of component ordered and number of sheet on which component is listed, thus :—

QUANTITY	SERIAL No.	REFERENCE No.	SHEET No.	*SPECIFICATION No.
3		01008 BK	S 1045	T 791

\* WHEN SPECIFICATION NUMBER IS NOT AVAILABLE, QUOTE NAMEPLATE SERIAL No.

Parts not referred to individually on this list cannot in general be supplied separately, as these affect the calibration and can be fitted successfully only at our Works or by our Agents.

The Customers Ordering Reference numbers on certain items are marked with a star. These are subject to winding or other variation not affecting the dimensions and appearance, and it is necessary in these cases to quote the specification number which will be found on the data sheet accompanying the General Description and Maintenance Handbook, or on the nameplate of the equipment concerned.

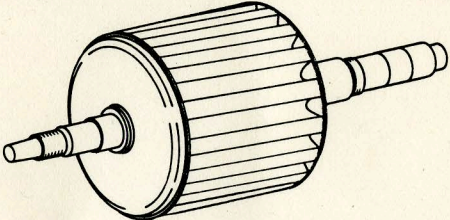

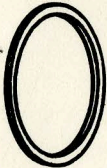



**J. STONE  
& COMPANY LTD**

DEPTFORD . LONDON . ENGLAND

**STONE'S**

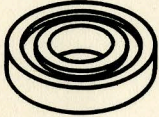

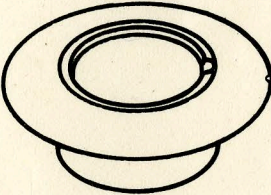
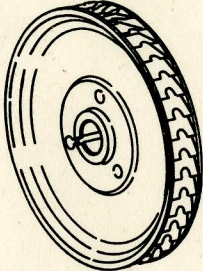
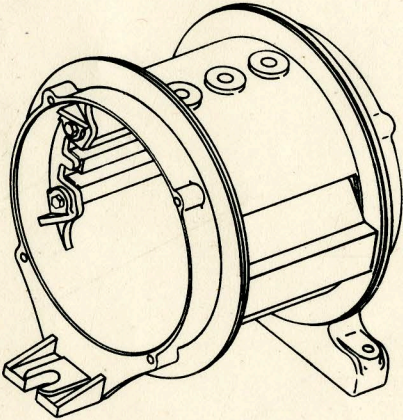

J. Stone &amp; Co., Ltd., Deptford, London.

**TURBO GENERATOR  
TYPE T.G.I.**

PART	CUSTOMERS ORDERING REFERENCE	DESCRIPTION	QUANTITY PER SET
	2387A	ROTOR & SHAFT	1
	2368B	OIL SLEEVE & DEFLECTOR GOVERNOR END	1
	2368C 2368H	OIL RING - GOVERNOR END " " TURBINE "	1 1
	2368D	BEARING NUT & LOCK SCREW GOVERNOR END	1
	2368E	BALL BEARING GOVERNOR END	1
	2368G	OIL SLEEVE & DEFLECTOR TURBINE END	1


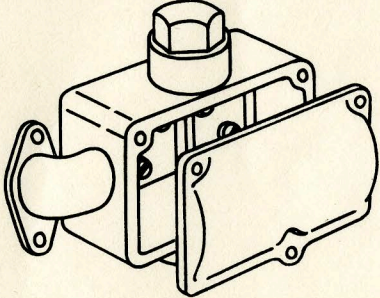
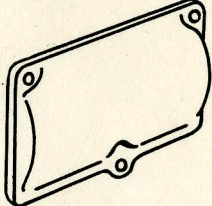
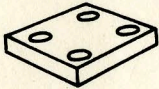
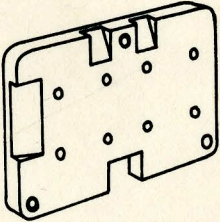
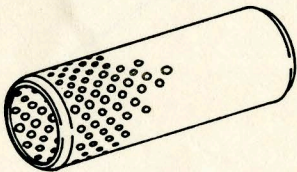
# TURBO GENERATOR TYPE T.G.I

SHEET No. S 1061.

PART	CUSTOMERS' ORDERING REFERENCE	DESCRIPTION	QUANTITY PER SET
	2368J	BALL BEARING TURBINE END	1
	2368K	BEARING NUT & LOCK SCREW, TURBINE END	1
	2368M	WATER DEFLECTOR TURBINE END	1
	2387 B	BUCKET WHEEL	1
	2369A *	YOKE, WITHOUT TERMINAL BOX	1
	2369B	MAGNET	6

TURBO GENERATOR TYPE T.G.I.

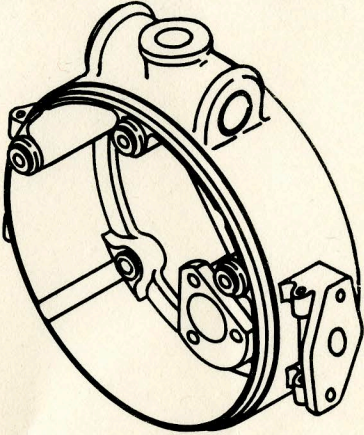
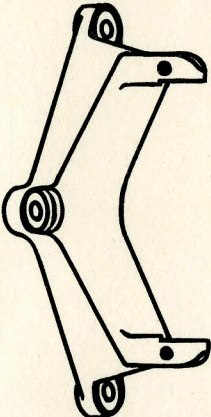
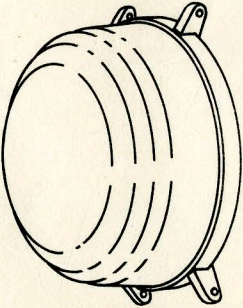
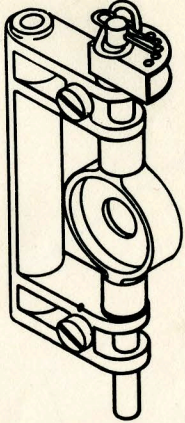
SHEET No.1062

PART	CUSTOMERS ORDERING REFERENCE	DESCRIPTION	QUANTITY PER SET
	01010*	COIL	2
	2388	TERMINAL BOX	1
	2370B	TERMINAL BOX COVER	1
	2370C	TERMINAL BLOCK	2
	2388 B	TERMINAL BASE	1
	2371E	STRAINER	1

\* QUOTE SPECIFICATION NUMBER (SEE SHEET No.S 1001.)

TURBO GENERATOR TYPE T.G.I.

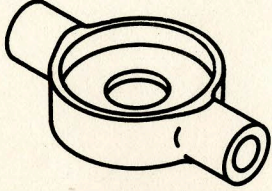
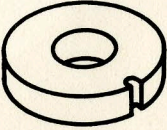
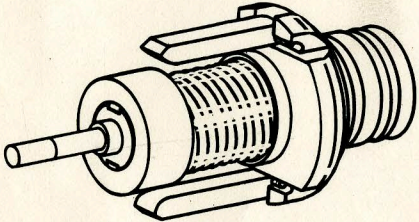
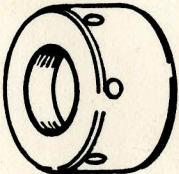
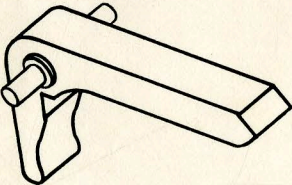
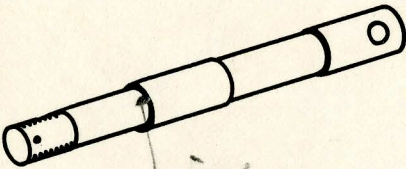
SHEET No.1063

PART	CUSTOMERS ORDERING REFERENCE	DESCRIPTION	QUANTITY PER SET
	I 2371A	GOVERNOR CASE	1
	2372A	ROCKER BRACKET	1
	2373A	GOVERNOR END COVER	1
	2374 <del>2371</del>	ROCKER COMPLETE	1



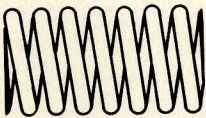
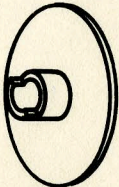

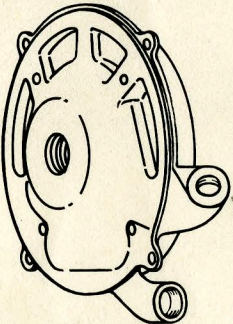

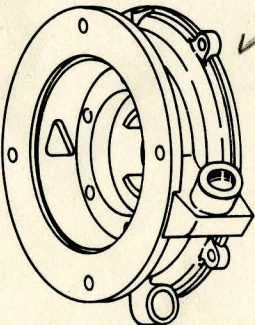
TURBO GENERATOR TYPE T.G.I.

SHEET. No 1064

PART	CUSTOMERS ORDERING REFERENCE	DESCRIPTION	QUANTITY PER SET
	2374F	THRUST BLOCK CARRIER	1
	2374G	THRUST BLOCK	2
	2375	GOVERNOR COMPLETE	1
	2375C	GOVERNOR ADJUSTING NUT	1
	2375E	GOVERNOR WEIGHT	2
 <p style="margin-left: 100px;"><i>pin.</i></p>	2375G	GOVERNOR STEM & PIN <i>Regulator spindle                      and pin</i>	1

TURBO GENERATOR TYPE T.G.I.

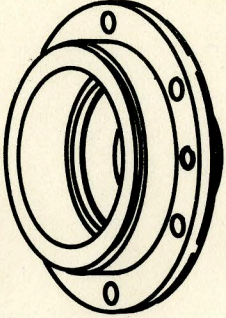
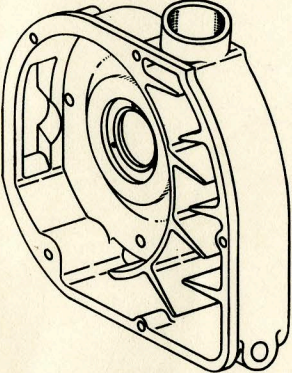
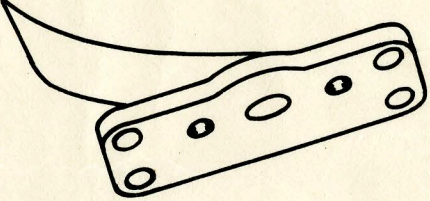
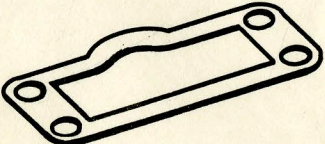
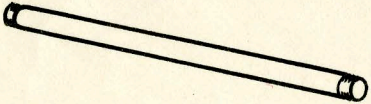
SHEET. No 1065

PART	CUSTOMERS ORDERING REFERENCE	DESCRIPTION	QUANTITY PER SET
	2375H	GOVERNOR SPRING	1
	2375L 2375M	THRUST PLATE	1 OFF EACH
	2376A	GOVERNOR END HOUSING CAP	1
	I 2377A	GOVERNOR END HOUSING	1
	2377F 2378B	FELT PACKING RING GOVERNOR END TURBINE END	1 1
	I 2378A	TURBINE END HOUSING	1

45/25  
55/35φ

TURBO GENERATOR TYPE T.G.I.

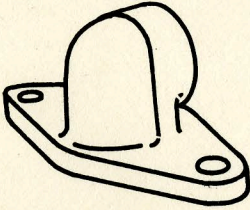
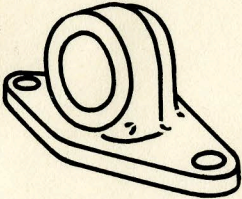


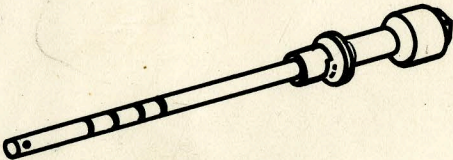


SHEET No.1066

PART	CUSTOMERS ORDERING REFERENCE	DESCRIPTION	QUANTITY PER SET
	2379 A	TURBINE END HOUSING CAP	1
	2524A	TURBINE CASE	1
	2392 A *	NOZZLE	1
	2381B	GASKET FOR NOZZLE	1 SET
	2383A	STEAM PIPE	1

\* QUOTE SPECIFICATION NUMBER (SEE SHEET No.S 1001.)



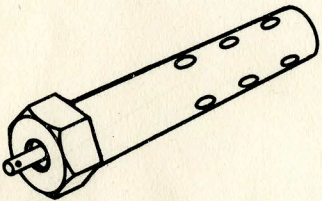
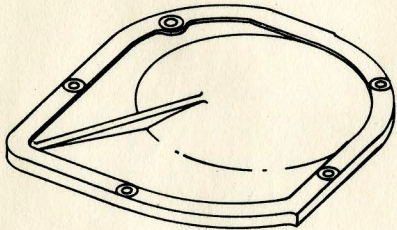
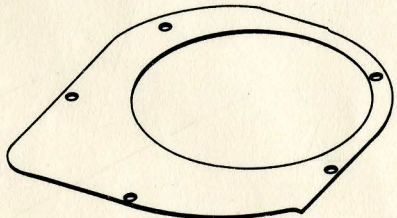

TURBO GENERATOR TYPE T.G.I.

SHEET. No 1067

PART	CUSTOMERS ORDERING REFERENCE	DESCRIPTION	QUANTITY PER SET
	2394A	ELBOW, GOVERNOR END	1
	2394C	ELBOW, TURBINE END	1
	2383C	GASKET FOR JOINT	2
	I 2384A	VALVE BODY & SLEEVE <i>until this is missing.</i>	1
	2384B	VALVE & STEM COMPLETE <i>until a spindle complete</i>	1
	2384C	VALVE ONLY <i>until sleeve boxed</i>	1
	2384D	STOP RING	1

TURBO GENERATOR TYPE T.G.I.

SHEET. No 1068

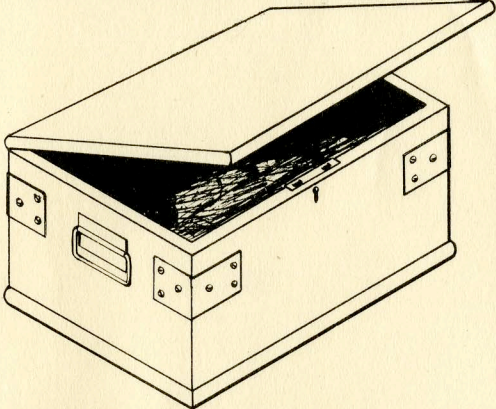

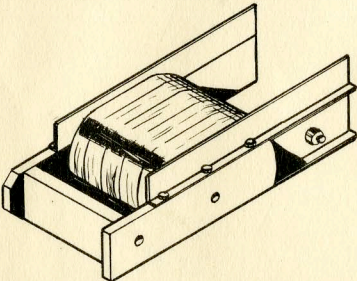
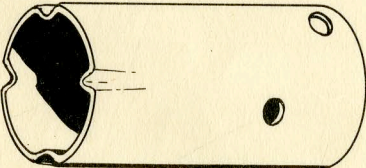
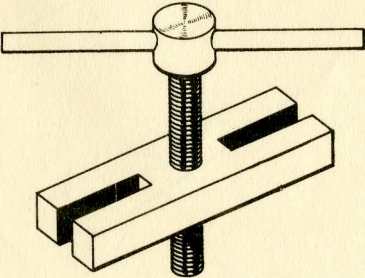
PART	CUSTOMERS ORDERING REFERENCE	DESCRIPTION	QUANTITY PER SET
	2384E	FLANGE	1
	2384F	VALVE NUT	1
	I2384	VALVE COMPLETE <i>over the complete</i>	1
	2525	TURBINE END COVER	1
	2525A	TURBINE END COVER GASKET	1
	I 2522 (24 volt) * I 2523 (32 volt) * 01512 (100/110 volt)	TURBO-GENERATOR COMPLETE TYPE T.G.I.	1

# STONE'S TOOL KITS FOR TURBO GENERATORS



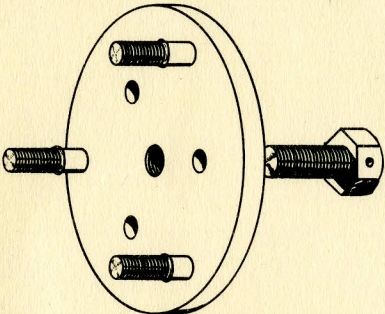
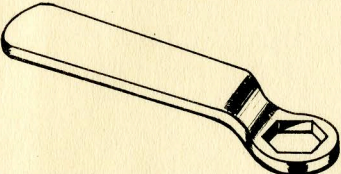
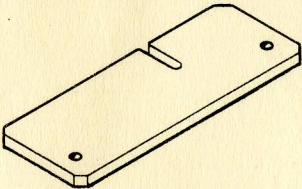
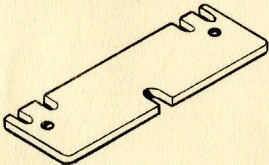
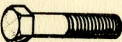


J. Stone & Co., Ltd., Deptford, London.

TYPE T.G.H. & T.G.I.

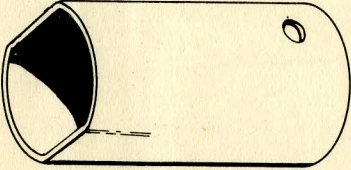



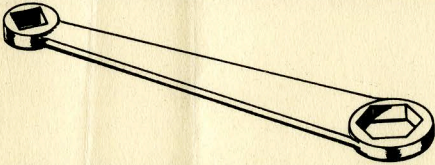

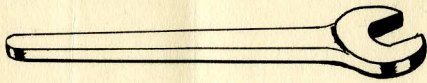
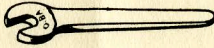






PART	CUSTOMERS ORDERING REFERENCE	DESCRIPTION	QUANTITY PER SET
	2629	TOOL KIT COMPLETE IN BOX	1
	2630	KEEPER	1
	2631	CHARGER, 24 TO 30 VOLTS COMPLETE	1
	2632	BOX SPANNER FOR GOVERNOR BODY.	1
	2633A	SCREW & BAR EXTRACTOR, FOR BALL RACES & HOUSING CAPS.	1

TOOL KITS FOR TURBO GENERATOR TYPE T.G.H. & T.G.I.

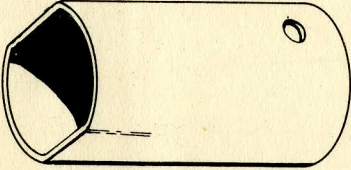



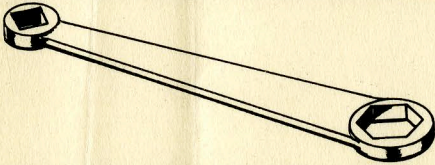

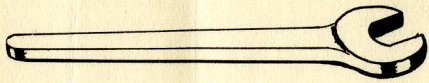
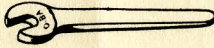




PART	CUSTOMERS ORDERING REFERENCE	DESCRIPTION	QUANTITY PER SET
	2633B	CLAW LEGS	2
	2633C	BOLTS	2
	2634A	EXTRACTOR PLATE & FIXING SCREWS FOR BUCKET WHEEL	1
	2634C	TOMMY SCREW	1
	2635	RING SPANNER FOR BUCKET WHEEL NUT	1
	2636A	FIXING PLATE	1
	2636AA	" "	1
	2636B	SCREWS FOR FIXING PLATE	2
	2637A	PEG SPANNER FOR BALL RACE LOCKNUT TURBINE END (T.G.H. ONLY)	1
	2637B	TOMMY BAR FOR 2640K & 2632	1

## TOOL KITS FOR TURBO GENERATOR TYPE T.G.H. &amp; T.G.I.

PART	CUSTOMERS ORDERING REFERENCE	DESCRIPTION	QUANTITY PER SET
	2637C	BOX SPANNER FOR BALL RACE LOCKING NUTS, TURBINE END (T.G.I. ONLY)	1
	2637D	PEG SPANNER FOR BALL RACE LOCKNUT. GOVERNOR END (T.G.H. ONLY)	1
	2638	TUBULAR DRIFT FOR BALL RACE, GOVERNOR END	1
	2639	TUBULAR DRIFT FOR BALL RACE, TURBINE END	1
	2640	RING SPANNER FOR VALVE BODY & STRAINER PLUG (T.G.H ONLY)	1
	2640A	VALVE EXTRACTOR (T.G.I ONLY.)	1
	2640B	1/2" WHIT. SPANNER FOR OIL PLUGS (T.G.I. ONLY)	1
	2640C	O.B.A FLAT SPANNER	2
	2640D	5/16" - 3/8" FLAT SPANNER	1
	2640E	5/16" - 3/8" BOX SPANNER	1
	2640F	GOVERNOR GEAR ADJUSTING ROD	1
	2640K	BOX SPANNER FOR BALL RACE LOCKING NUTS, GOVERNOR END (T.G.I. ONLY)	1



## TOOL KITS FOR TURBO GENERATOR TYPE T.G.H. &amp; T.G.I.

PART	CUSTOMERS ORDERING REFERENCE	DESCRIPTION	QUANTITY PER SET
	2637C	BOX SPANNER FOR BALL RACE LOCKING NUTS, TURBINE END (T.G.I. ONLY)	1
	2637D	PEG SPANNER FOR BALL RACE LOCKNUT. GOVERNOR END (T.G.H. ONLY)	1
	2638	TUBULAR DRIFT FOR BALL RACE, GOVERNOR END	1
	2639	TUBULAR DRIFT FOR BALL RACE, TURBINE END	1
	2640	RING SPANNER FOR VALVE BODY & STRAINER PLUG (T.G.H. ONLY)	1
	2640A	VALVE EXTRACTOR (T.G.I. ONLY.)	1
	2640B	1/2" WHIT. SPANNER FOR OIL PLUGS (T.G.I. ONLY)	1
	2640C	O.B.A FLAT SPANNER	2
	2640D	5/16" - 3/8" FLAT SPANNER	1
	2640E	5/16" - 3/8" BOX SPANNER	1
	2640F	GOVERNOR GEAR ADJUSTING ROD	1
	2640K	BOX SPANNER FOR BALL RACE LOCKING NUTS, GOVERNOR END (T.G.I. ONLY)	1





Fra

ark. Arkiv

Til

Grund Jørgensen.

Den

8/7 1975

Gode venner i Rungsted.

Herved følger instruks for  
"Stones" Turbogenerator samt 2 kam  
bruge ved igensætningen og ved  
eftersyn.

Venlig hilsen

H. H. Jørgensen